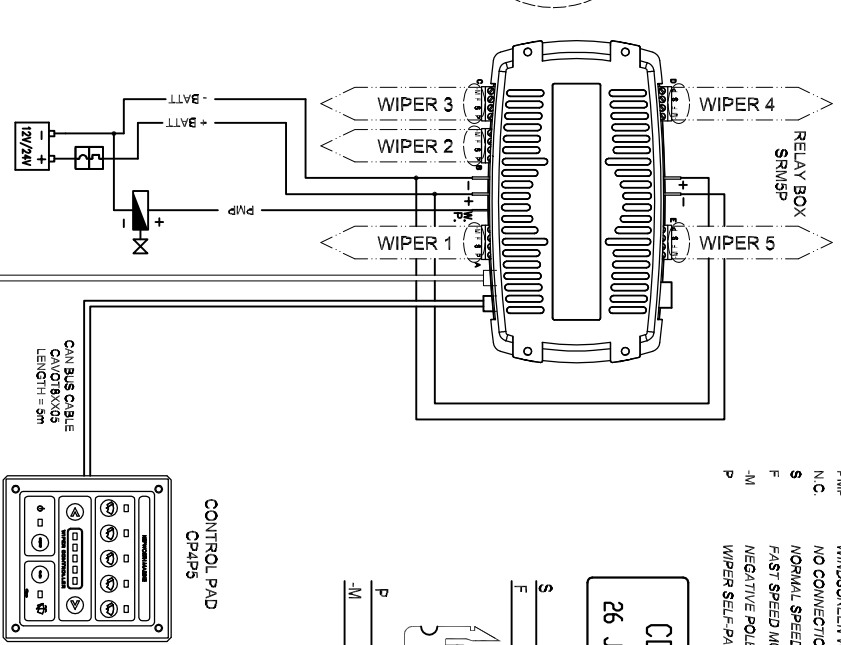
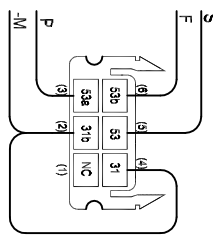
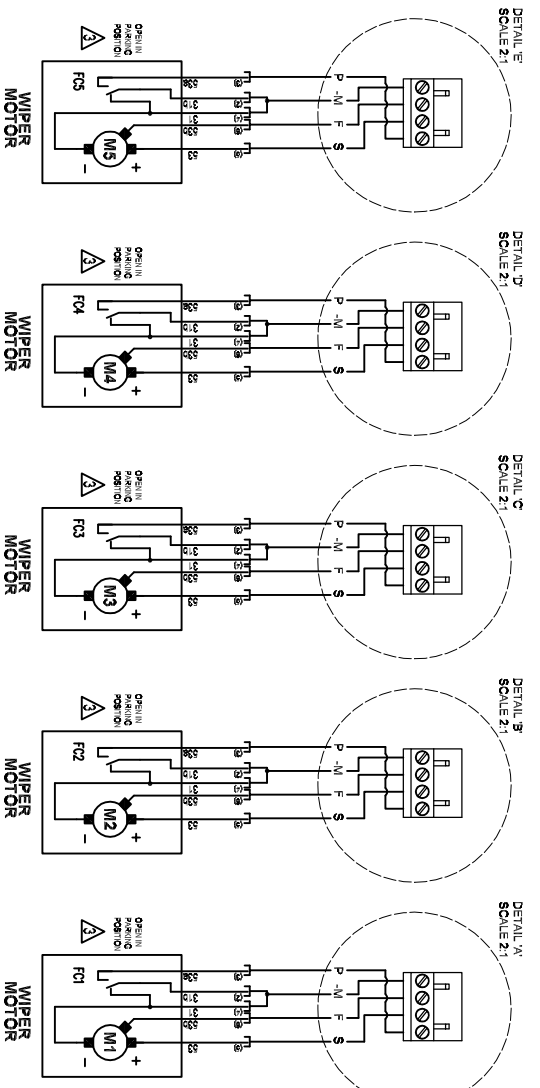


+BATT POSITIVE POLE OF POWER SUPPLY
 -BATT NEGATIVE POLE OF POWER SUPPLY
 PMP WINDSCREEN WASHING PUMP COMMAND
 N.C. NO CONNECTION
 S NORMAL SPEED MOTOR CONNECTION
 F FAST SPEED MOTOR CONNECTION
 -M NEGATIVE POLE OF MOTOR
 P WIPER SELF-PARKING SWITCH INPUT

CONTROLLED
 26 July 2011 14:20:41



TO OPTIONAL CONTROL UNIT CP4P2 OR TO CAN BUS NETWORK



GENERAL TOLERANCES
 unless otherwise stated
 1
 Dimension - One decimal place ± 0.5
 Dimension - Two decimal places ± 0.25
 Dimension - Three decimal places ± 0.125
 Dimension - Four decimal places ± 0.0625

HEPWORTH MARINE INTERNATIONAL
 A Division of B. HEPWORTH
 1/37 518 HEPWORTH & CO. LTD
 2-4 MARSE ROAD NORTH MOONS MEAD
 REDDITCH WORCESTERSHIRE B96 9HL
 01527 83057 fax 01527 66836

Issue	Changes/Mod No.	Date	Name
3	S1217 - WIRING ROUTE UPDATED	28.07.11	D.G.H
2	S975 - NEW GENERATION PARTS	30.06.11	D.G.H
1	DRAWING CREATED & VALIDATED	03.05.05	A.P.G

Drawing Log No: S975
 Drawn by: D.G.H
 Approved by: 30/06/2011
 Drawing Date: 30/06/2011

INTERCONNECTOR DIAGRAM
 CT25 SERIES CONTROLLER

1/PT14, 100; NOTE CRITICAL DIMENSIONS MARKED THUS : CD :
SIGNIFICANT DETAILS MARKED THUS : SD :

Matt. Type -
 Matt. Part No. -
 Matt. Size -
 Finish 1 - REMOVE SHARP EDGES
 Finish 2 -
 Other info -

CONTROLLED
 Issue Date - 26/07/2011

DO NOT SCALE

IF IN DOUBT ASK

HE0445-CT25/SRM5P
 ISSUE No. 3

HE0445-CT25/SRM5P